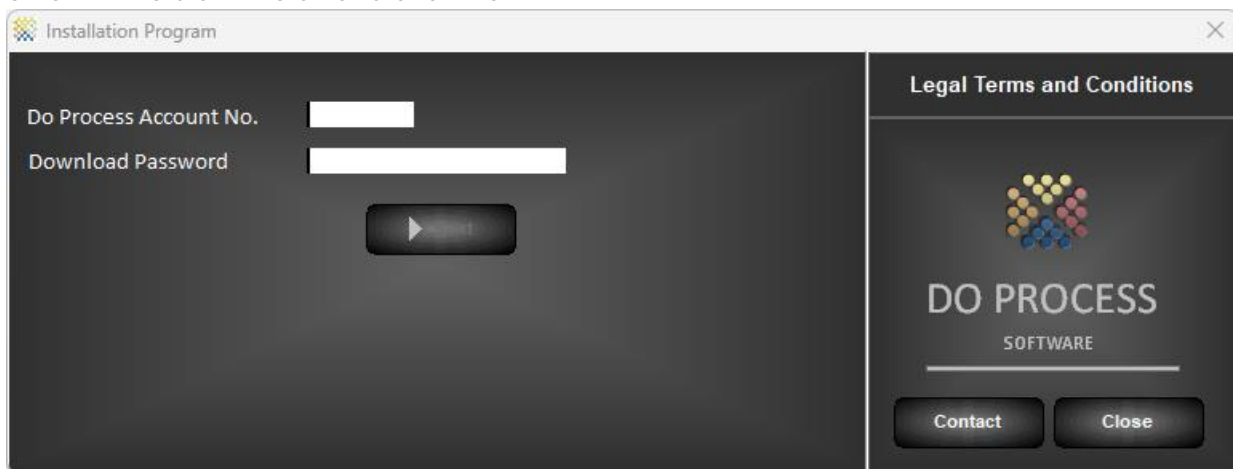
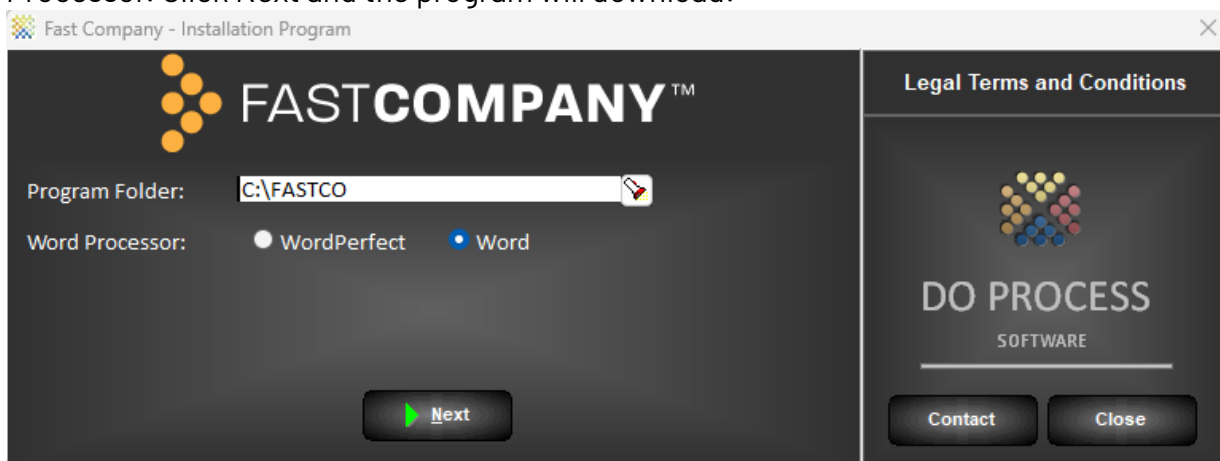




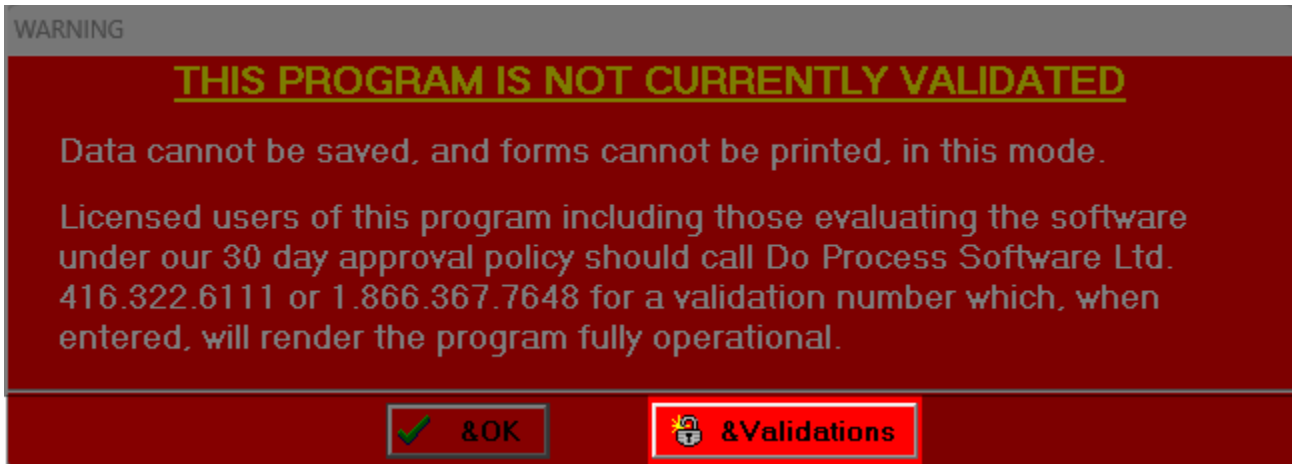
1. Open the following link <http://desktop-apps.doprocess.com/install.htm> and download the installation program. It should appear in your default downloads folder as **Setup.exe**.
2. Double-click and open Setup.exe. Enter the Account ID and Download Password you received via email in the blank fields and click Next.



3. On the following screen, you have the option to change the Program Folder and select your Word Processor. Click Next and the program will download.



4. Fast Company will launch and present you with a validation warning. Please click the Validations button.

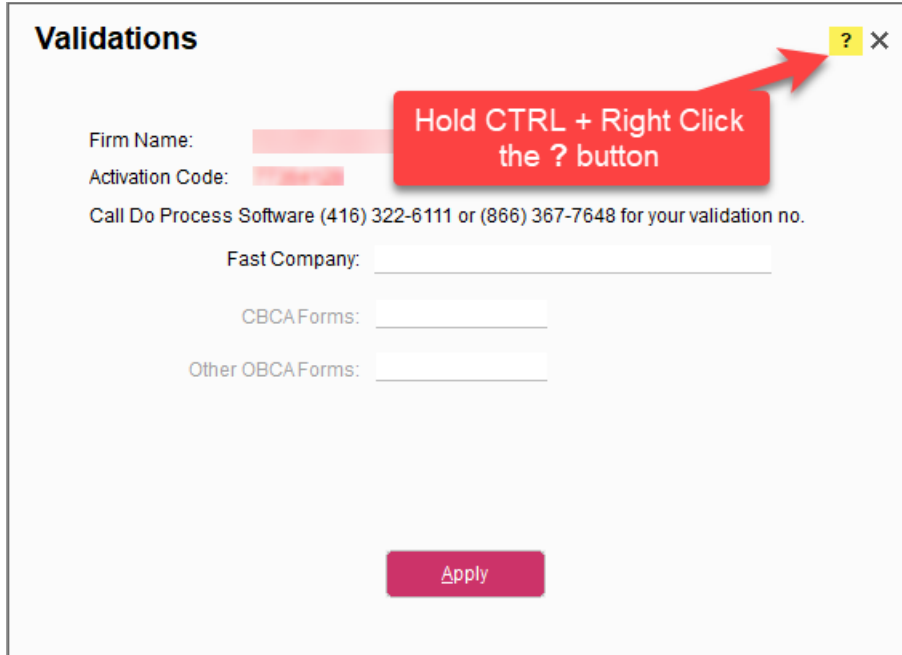


5. In the Validations window, it will display an Activation Code. **Please respond to the email you received from Dye & Durham with the Activation Code. You will then be provided with a Validation Code.**

A screenshot of a window titled "Validations" with a question mark and close icon in the top right corner. The window contains the following fields and text: "Firm Name:" followed by a redacted text box; "Activation Code:" followed by a redacted text box with a red arrow pointing to it; "Call Do Process Software (416) 322-6111 or (866) 367-7648 for your validation no."; "Fast Company:" followed by an empty text box; "CBCA Forms:" followed by an empty text box; "Other OBCA Forms:" followed by an empty text box; and a blue "Apply" button at the bottom center.

**Proceed to the next page after you have received your Validation Code from Dye & Durham.**

6. After receiving your Validation Code from Dye & Durham, return to the Validations window. **Hold down the CTRL key and right-click on the question mark** at the top right of the window:



The screenshot shows a window titled "Validations" with a close button (X) in the top right corner. A yellow question mark icon is located next to the close button. A red callout box with white text says "Hold CTRL + Right Click the ? button" and has an arrow pointing to the question mark icon. The window contains the following text and fields:

**Validations**

Firm Name:

Activation Code:

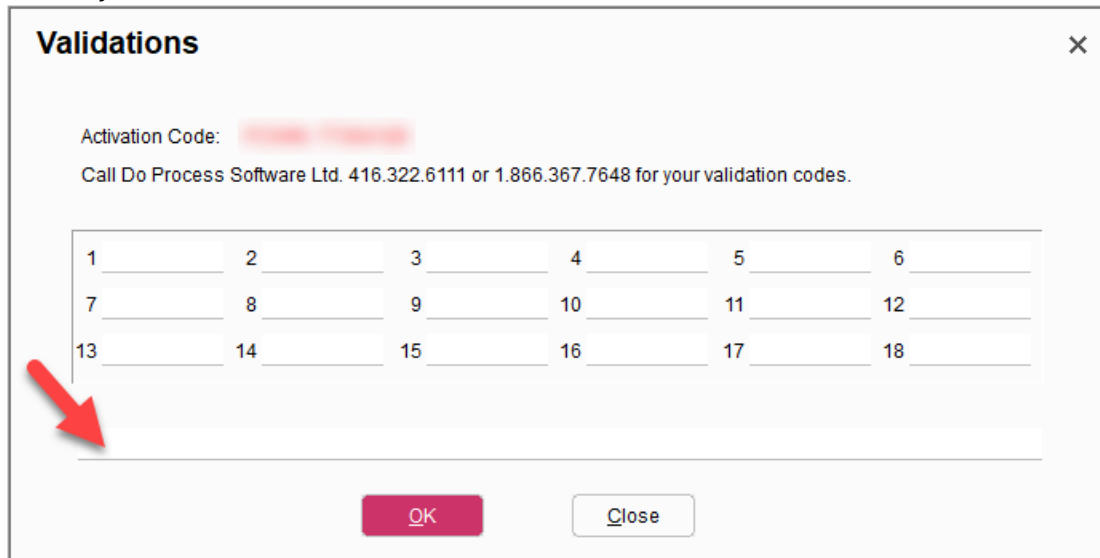
Call Do Process Software (416) 322-6111 or (866) 367-7648 for your validation no.

Fast Company:

CBCA Forms:

Other OBCA Forms:

7. A second Validations window will appear. Copy, and paste the Validation Code that you received from Dye & Durham in the field at the bottom of the window. Click OK.



The screenshot shows a window titled "Validations" with a close button (X) in the top right corner. The window contains the following text and fields:

**Validations**

Activation Code:

Call Do Process Software Ltd. 416.322.6111 or 1.866.367.7648 for your validation codes.

1	2	3	4	5	6
7	8	9	10	11	12
13	14	15	16	17	18

8. Finally, you should receive a pop-up confirming the product validation. Click OK to restart the program.

